





spring no mess painting



spring no mess painting

Thanks for downloading our spring no mess painting activity, we hope you have lots of fun.

Please follow the guidelines and ensure the safety of your baby at all times. We are providing the activities to enable you to play and spend time with your baby but you are in charge of supervising your baby and ensuring their safety at all times.

Safety first - please ensure that your little one is supervised with the toy at all times. Keep your little one in arms reach and eye sight when they are playing



No mess painting



No mess painting is an amazing way to increase the textures into play without the risk of paint going near a mouth. It is an amazing tummy time activity and great for taping down to high chair tables to give our sitting babies an opportunity to explore too.

Our demonstration here is an Easter egg design but we have some spring designs included in this printable that you can print on paper or cardboard (use very little paint if it is on paper)

No mess painting

Pop your printed design in a ziplock bag and squeeze small amount of paint onto the design. Secure the bag and tape down if necessary to ensure that the paint stays securely away from your baby. Ikea bags are amazing as they have double seals and they are a bit thicker if you have them to hand.

Pop the bag down on a safe surface and encourage your little one to hold, touch and move the paint around, let them explore the different texture in their hands. For our youngest ones tummy time is an amazing way to do this and for our older ones sitting to paint, tummy time or taping the bag to their high chair works well.

Once the design is covered in paint, carefully cut the bag down the sides and remove the painting, pop on some paper and leave out to dry. Baby's first piece of artwork!

For our older babies and our toddlers, you can make it a messier activity by finger painting, hand painting and using brushes or cotton pads to transfer the paint (amazing for introducing extra textures.

it is a great activity to get siblings involved with too!



